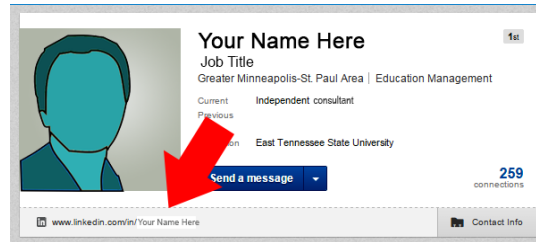
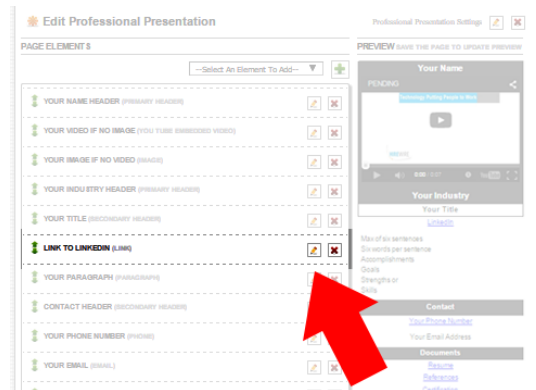


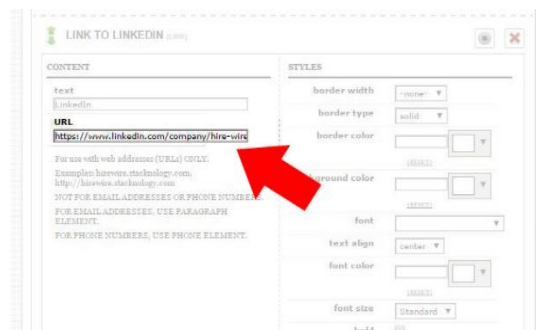
1. Log into your Linked-In account and copy your LinkedIn address



2. In your HireWire Professional Presentation edit mode, Click on the PENCIL to edit your LINK TO LINKEDIN (Link) element



3. Paste your "LinkedIn address" into the URL field



4. Save and close your HireWire Presentation

